





Reading the Nitro® Gamification Leaderboard

Nitro® Gamification is designed to further incentivize crews, managers and owners to reach even greater productivity levels. Gamification is a game-based methodology that is designed to tap into the competitive nature of your crew. The Nitro® Gamification Leaderboard displays an Avatar that adds a stimulating visual and engaging component.

Top three performing restaurants display at top and distinguished with a gold, silver, or bronze.

Displays a total of nine stores.

Leaderboard name is displayed on top and can be customized in HME CLOUD account.

HME CLOUD Drive Thru Leaderboard		Current Hour			Current Day			Trophy Case
		%	🚗	🕒	%	🚗	🕒	
1	Newport	80%	30	2:00 / 3:00	83%	142	2:06 / 3:00	
2	 Kingsville	79%	24	2:12 / 3:00	76%	132	2:15 / 3:00	
3	Houston	78%	18	2:26 / 3:00	80%	124	2:24 / 3:00	Contests
4	Aurora	66%	36	2:48 / 3:00	64%	123	2:44 / 3:00	
5	Greenville	65%	14	2:37 / 3:00	63%	136	2:33 / 3:00	
6	Milton	64%	17	2:53 / 3:00	62%	112	2:49 / 3:00	
7	Kearney	55%	26	3:04 / 3:00	60%	105	3:00 / 3:00	
8	Manchester	55%	41	3:13 / 3:00	57%	143	3:17 / 3:00	
9	Hamilton	53%	25	3:24 / 3:00	54%	122	3:27 / 3:00	

Your restaurant is marked with a blue arrow and your Avatar.

Total number of stores competing.

Number of contests won and awards earned by your store.

Your restaurant's Avatar.

Leaderboard ranking metric. In this example, the leaderboard is ranked by the percentage of cars that have met the average time goal in the current hour.

By default, **Current Hour** and **Current Day** time-periods display.

Percentage of cars that have met **Average Time** goal.

HIMECLOUD Drive Thru Leaderboard		Current Hour			Current Day			Trophy Case
		%	Car	Timer	%	Car	Timer	
1	Newport	80%	30	2:00 / 3:00	83%	142	2:06 / 3:00	
2	Kingsville	79%	24	2:12 / 3:00	76%	132	2:15 / 3:00	
3	Houston	78%	18	2:26 / 3:00	80%	124	2:24 / 3:00	Contests
4	Aurora	66%	36	2:48 / 3:00	64%	123	2:44 / 3:00	
5	Greenville	65%	14	2:37 / 3:00	63%	136	2:33 / 3:00	Awards
6	Milton	64%	17	2:53 / 3:00	62%	112	2:49 / 3:00	
7	Kearney	55%	26	3:04 / 3:00	60%	105	3:00 / 3:00	
8	Manchester	55%	41	3:13 / 3:00	57%	143	3:17 / 3:00	
9	Hamilton	53%	25	3:24 / 3:00	54%	122	3:27 / 3:00	

20 Restaurants

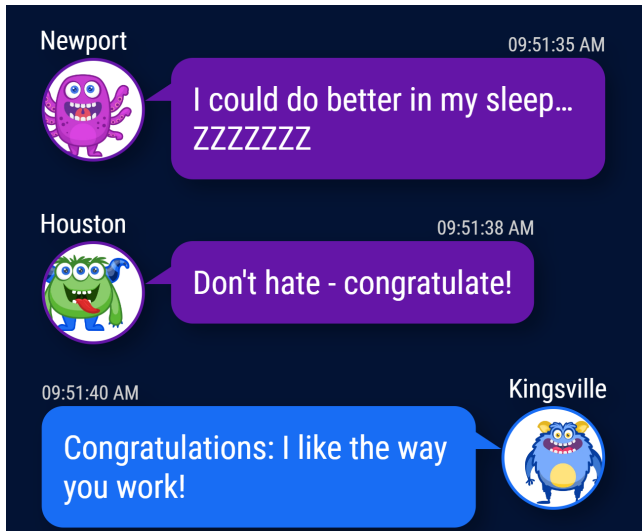
Speed Goal setting for **Lane Total** or **Lane Total 2** from Zoom Timer.

Lane Total or **Lane total 2** current average time for time-period(s), (e.g. **Current Hour** and **Current Day**).

Number of cars that have departed drive-thru during time-period(s).

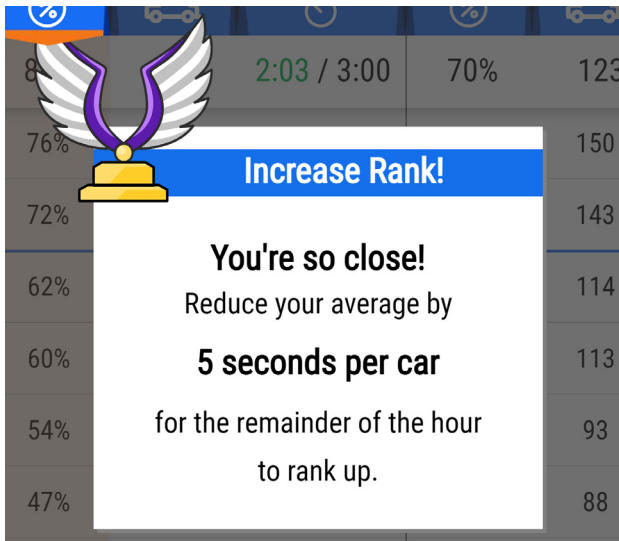
Smack Talk messages display on the Nitro Gamification Leaderboard and when the Leaderboard is in Contest mode.

HME CLOUD® Users may select from a pre-configured list of **Smack Talk** messages. There are three different message categories: Boast, Taunt, and Congrats.



Feedback provides key status, information, and actionable insight at important times.

Smart contextual feedback tells crew specifically what to do to rank up or win an Award.



For help, call 800.848.4468 (options 1, 2, and 3) or email: support@hme.com

3 of 3

HME Training Portal

Find instructional videos, supporting documents, and other guides.

© 2024 HM Electronics, Inc. The HME logo and product names are trademarks or registered trademarks of HM Electronics, Inc. All rights reserved. 4.12.24

www.hme.com/training
Scan to Visit ▶

