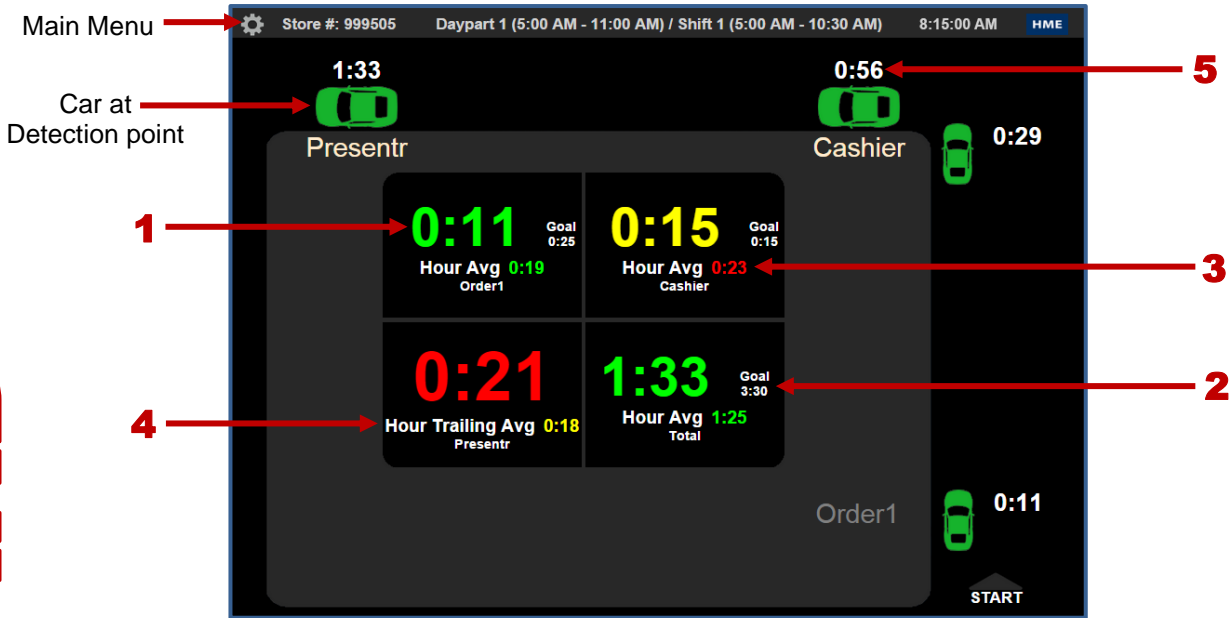


DASHBOARD



Dashboard Example Setting at: One Lane – 4 Sections

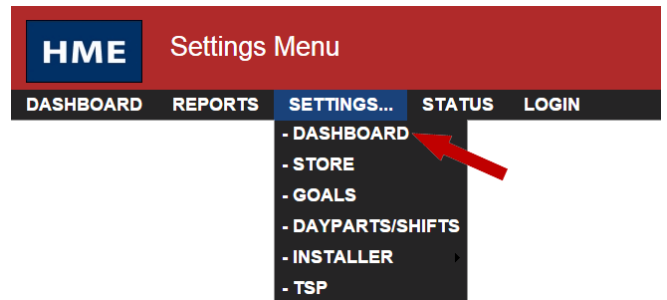
- 1. Event Time** is the amount of time the car has spent at a detector.
- 2. Goal** is the set goal time for a detector.
- 3. Hour Average** is the average service time at a detector for the current hour. Red indicates that the hour average is over the set goal time.
- 4. Hour Trailing Average** is the average time at a detector for the last 60 minutes (ex: 7:15am – 8:15am).
- 5. Total Lane Time** numbers in white, adjacent to the car icons, indicate the total time the car has been in the lane.

Goal Colors (refer to Goals section)

- Under the set Goal time
- Nearly over the set Goal time
- Over the set Goal time

The ZOOM® Dashboard can be modified to display other useful information.

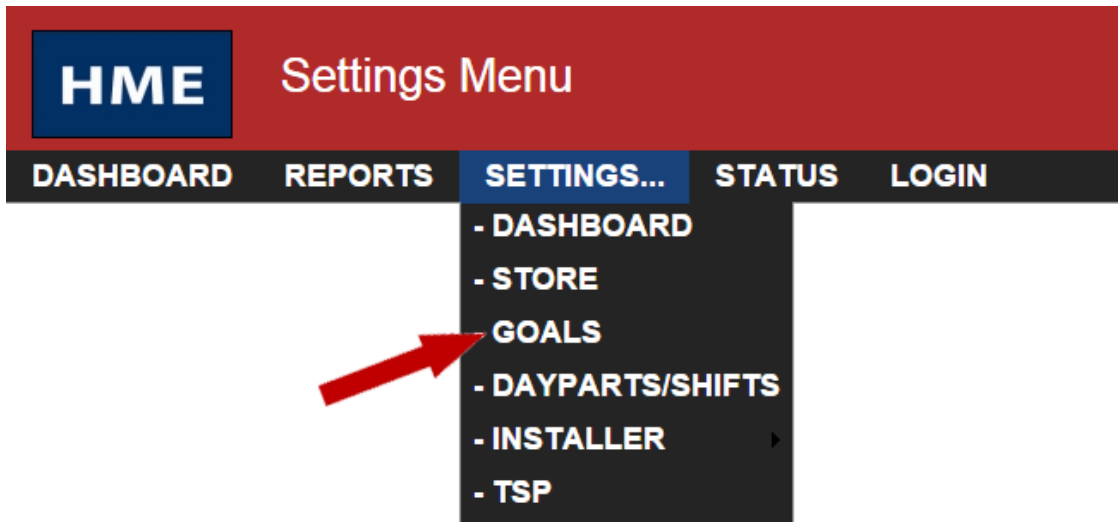
From the Dashboard, click to go to the Main Menu. Click **Settings>Dashboard** for access to the Dashboard settings.



You may also show:

- **Goal Average** – average time at the detector
- **Goal %** – percentage of cars that met the set goal
- **Cars in Lane** – current number of cars between the first and last detector, inclusive
- **Transactions** – number of transactions in the currently set time period
- **Disastrous Orders** – number of orders that exceeded the Disastrous Orders goal
- **Statistical Summary** – selected summary data for current hour, daypart and day periods

GOALS



Crew members perform best when they work toward goals.

You can set goals for Transactions or Time to be tracked by ZOOM®.

Click on **SETTINGS>Goals** to access **Goal** settings.

Each goal must be greater than, or equal to, all previous goals (ex. Goal B must be greater than Goal A).

MASTER GOALS DAYPART GOALS TRANSACTION GOALS ALARMS

Click the EDIT button to modify settings.

Event	Goal A	Goal B	Goal C	Goal D
Lane Total	3:30	4:00	5:00	7:00
Lane Total 2	1:30	2:30	5:00	7:00
Order Point 1	0:25	1:00	1:30	2:00
Cashier	0:15	1:00	1:30	2:00
Presenter	0:30	1:00	1:30	2:00

EDIT

Click **EDIT** to set goals for Detection Events (ex. Lane Total, Cashier, etc.).

Click **SAVE** when you're done.

MASTER GOALS DAYPART GOALS TRANSACTION GOALS ALARMS

Event	Goal A	Goal B	Goal C	Goal D
Lane Total	03 ▾ : 30 ▾	04 ▾ : 00 ▾	05 ▾ : 00 ▾	07 ▾ : 00 ▾
Lane Total 2	01 ▾ : 30 ▾	02 ▾ : 30 ▾	05 ▾ : 00 ▾	07 ▾ : 00 ▾
Order Point 1	00 ▾ : 25 ▾	01 ▾ : 00 ▾	01 ▾ : 30 ▾	02 ▾ : 00 ▾
Cashier	00 ▾ : 15 ▾	01 ▾ : 00 ▾	01 ▾ : 30 ▾	02 ▾ : 00 ▾
Presenter	00 ▾ : 30 ▾	01 ▾ : 00 ▾	01 ▾ : 30 ▾	02 ▾ : 00 ▾

SAVE CANCEL