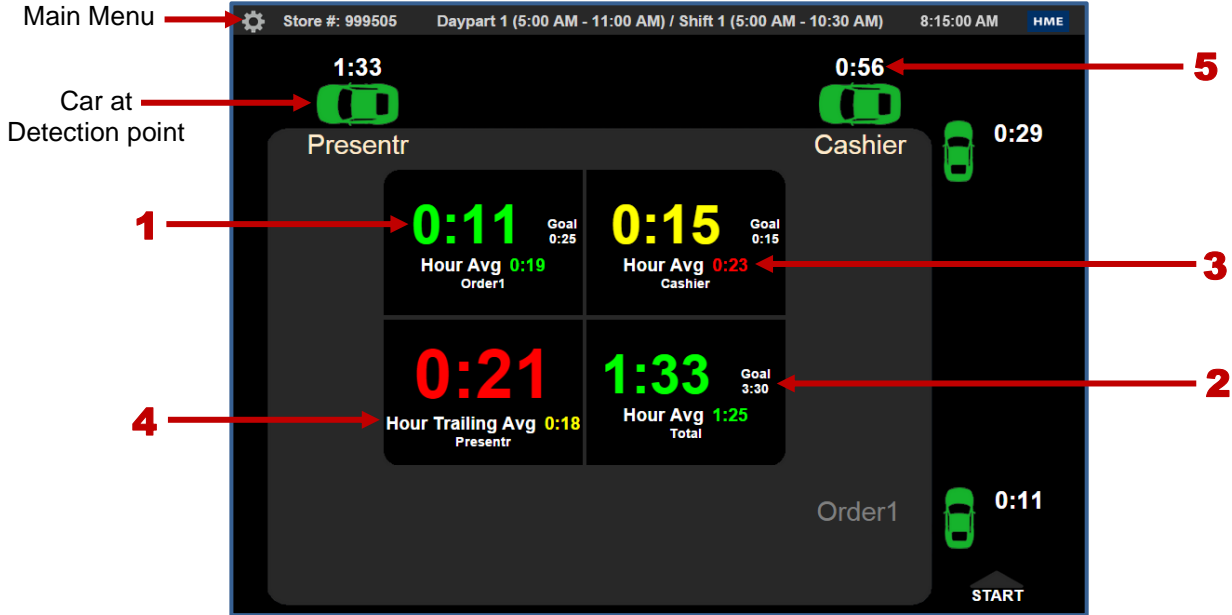


## DASHBOARD



**Dashboard Example Setting at:** One Lane – 4 Sections

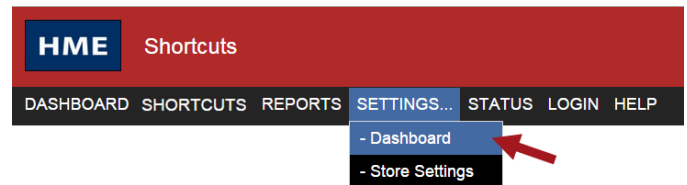
- Event Time** is the amount of time the car has spent at a detector.
- Goal** is the set goal time for a detector.
- Hour Average** is the average service time at a detector for the current hour. Red indicates that the hour average is over the set goal time.
- Hour Trailing Average** is the average time at a detector for the last 60 minutes (ex: 7:15am – 8:15am).
- Total Lane Time** numbers in white, adjacent to the car icons, indicate the total time the car has been in the lane.

### Goal Colors (refer to Goals section)

- Under the set Goal time
- Nearly over the set Goal time
- Over the set Goal time

### The ZOOM® Dashboard can be modified to display other useful information.

From the **Dashboard**, click to go to the **Main Menu**.  
Click **Settings>Dashboard** for access to the Dashboard settings.

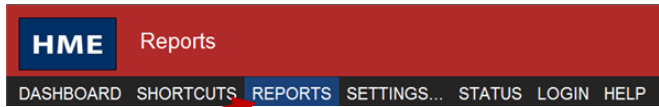


### You may also show:

- Goal Average** – average time at the detector
- Goal %** – percentage of cars that met the set goal
- Cars in Lane** – current number of cars between the first and last detector, inclusive
- Transactions** – number of transactions in the currently set time period
- Disastrous Orders** – number of orders that exceeded the Disastrous Orders goal
- Statistical Summary** – selected summary data for current hour, daypart and day periods

# REPORTS

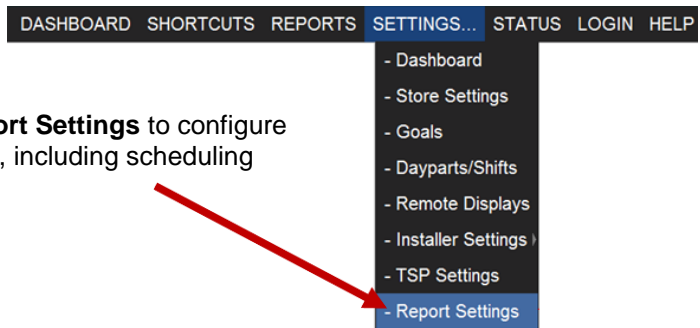
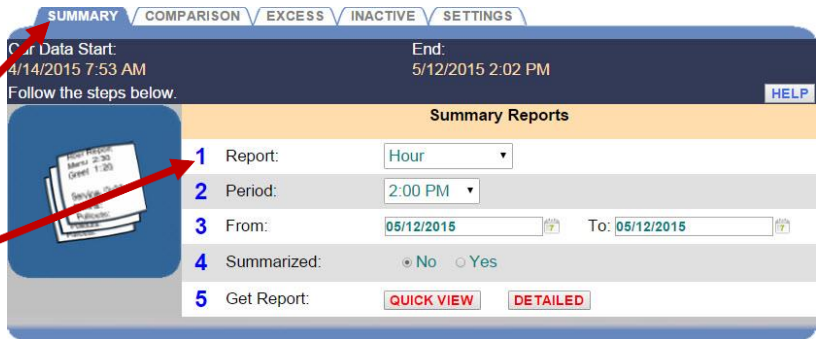
Generate Reports on demand from data stored in ZOOM®, or schedule the reports to be emailed automatically.



Click **REPORTS** on the **Main Menu**.

Select the Tab for the type of report you want to generate.

Follow the numbered steps to create the report.



Click on **SETTINGS>Report Settings** to configure default settings for reports, including scheduling automatic report emails.

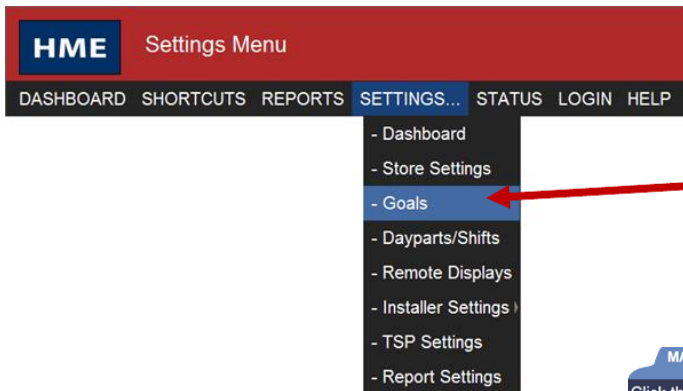
# GOALS

Crew members perform best when they work toward goals.

You can set goals for Transactions or Time to be tracked by ZOOM®.

Click on **SETTINGS>Goals** to access **Goal** settings.

Each goal must be greater than, or equal to, all previous goals (ex. Goal B must be greater than Goal A).



Click **EDIT** to set goals for Detection Events (ex. Order 1, Greet 1 and Cashier).

Click **SAVE** when you're done.

